

## معرفی پایگاه

---

- این پایگاه از سال ۲۰۰۴ شروع به فعالیت کرده است.
- این پایگاه متعلق به ناشر Elsevier می باشد.
- اطلاعات کتابشناختی و اطلاعات مرتبط با استنادات را ارائه می کند.
- پایگاه اسکوپوس یک پایگاه اطلاعاتی اشتراکی (Subscription database) است.
- حوزه های علوم، تکنولوژی، پزشکی، علوم اجتماعی، هنر و علوم انسانی را پوشش می دهد. یک پایگاه معتبر، بزرگ در تقریبا تمامی حوزه های علمی می باشد.

## معرفی پایگاه

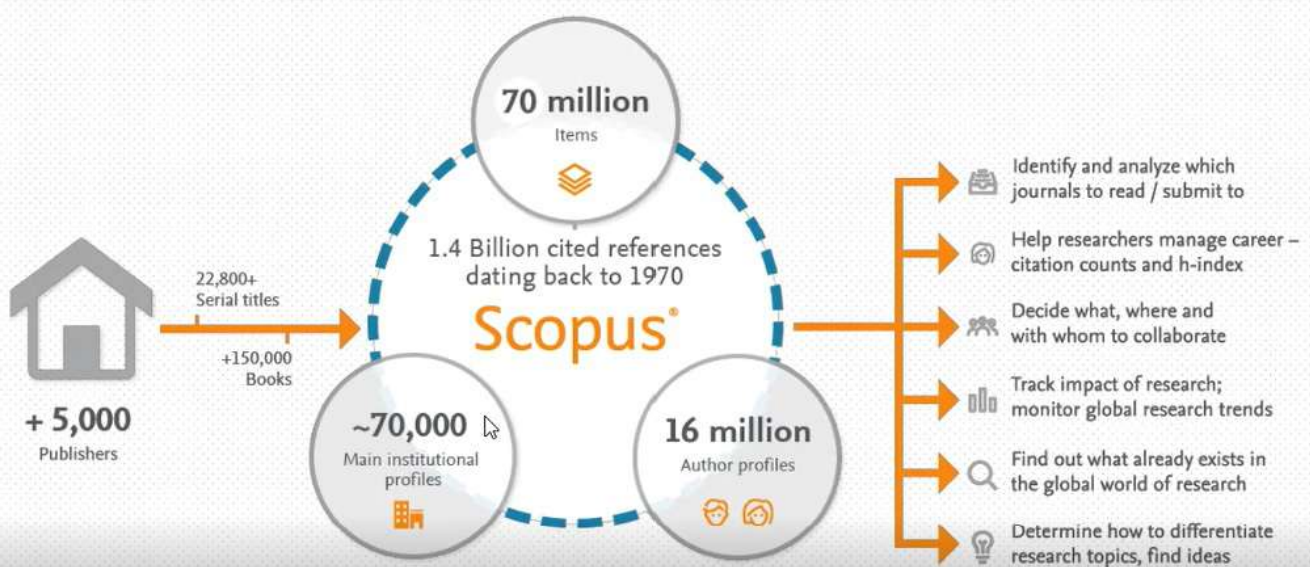
- اطلاعات در قالب مقالات مجلات، مقالات کنفرانس، کتاب ها و نشریات تجاری ارائه می شود.
- این پایگاه توسط پژوهشگران، نویسندگان، دانشجویان، کتابدارها برای جستجو، یافتن و ارزیابی بروندهای پژوهشی از سراسر دنیا قابل استفاده است.
- تمامی محتواهایی که در پایگاه اسکوپوس وجود دارد هر ساله از نظر کیفیت مورد ارزیابی قرار می گیرد.
- اسکوپوس چندین شاخص را برای تحلیل و ارزیابی و درک بهتر نسبت به وضعیت مدارک، نویسندگان و منابع ارائه می کند که شامل H-index، FWCI (Field Weighted Citation Impact)، SJR ، Cite score، SNIP (Source Normalized impact per paper)، (Scimago Journal Rank) می باشد.

## معرفی پایگاه

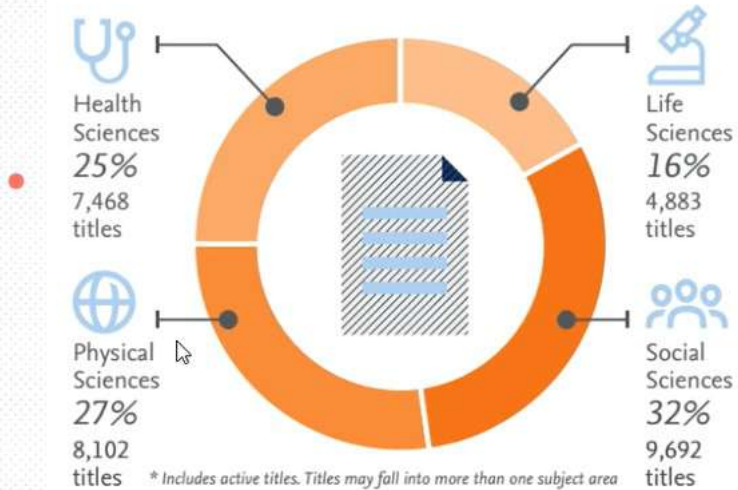
---

- اسکوپوس برای هر نویسنده که مقاله ای در این پایگاه دارد پروفایلی طراحی می کند که شامل وابستگی سازمانی، تعداد مقالات، اطلاعات کتابشناختی، مراجع و تعداد استنادات برای هر نویسنده است. امکان دنبال کردن هر نویسنده با فعال کردن alert فراهم شده است.
- برای هر مجله پروفایلی ایجاد می کند که اطلاعاتی راجع به شاخص سنجش کیفیت مجله، تعداد مقالات، تحلیل استنادی مقالات مجلات و امکان دنبال کردن هر مجله را با فعال کردن alert برای مجلات فراهم می کند.
- برای هر سازمان و مؤسسات علمی پروفایل ایجاد می کند، که اطلاعاتی راجع به تعداد مدارک مربوط به آن سازمان و تحلیل های استنادی برای هر سازمان را فراهم می کند. امکان دنبال کردن هر سازمان را با فعال کردن alert برای آن سازمان فراهم می کند.

## پوشش این پایگاه



Scopus content coverage by subject area:



## چرا این پایگاه

- زمانی که یک مکان قابل اعتماد و معتبر برای جستجوی منابع علمی وجود دارد موجب می‌گردد شما از صرف زمان در پایگاه‌های مختلف جلوگیری کنید.
- امکان جستجوی استنادی Forward و backward
- امکان یافتن متن کامل مقالات با لینک‌هایی که به فایل تمام متن مقالات می‌دهد.
- روزانه به روز رسانی می‌شود.
- تحلیل نتایج به منظور حصول بینش و درک نسبت به آن حوزه
- به سرعت می‌توان اطلاعات علمی و پژوهشی معتبر و قابل اعتماد را بازیابی کرد
- امکان شناسایی متخصصان در حوزه‌های موضوعی مختلف

## امکانات پایگاه اسکوپوس

---

- امکان جستجوی ساده و پیشرفته
- جستجوی نویسنده
- جستجوی سازمان و مؤسسات
- امکان جستجوی منابع
- نتایج براساس تاریخ، ربط، نویسنده، منبع، استناد قابل مرتب سازی است.
- امکان جستجو در بین نتایج
- تاریخچه جستجو امکان ذخیره جستجو، ترکیب و مشاهده را می دهد.
- نتایج قابلیت ذخیره سازی، ایمیل کردن، پرینت گرفتن و موارد دیگر را دارد.
- امکان اضافه کردن نتایج به `created list` وجود دارد که بعداً از آن ها استفاده شود.
- امکان مشاهده مقالات مرتبط



# Start exploring

Discover the most reliable, relevant, up-to-date research. All in one place.

📄 Documents 👤 Authors 🏢 Affiliations

Search tips ⓘ

Search within  
Article title, Abstract, Keywords

Search documents \*

No search terms entered. Enter one or more search terms and click Search.

+ Add search field + Add date range Advanced document search >

Search 🔍

Search History Saved Searches New

Learn more about what Scopus can do for you





[Search](#) [Sources](#) [Lists](#) [SciVal](#)

[?](#) [🔔](#) [🏛️](#) [Create account](#) [Sign in](#)

## Start exploring

Discover the most reliable, relevant, up-to-date research. All in one place.

[📄 Documents](#) [👤 Authors](#) [🏢 Affiliations](#)

[Search tips](#)

Search within: Article title, Abstract, Keywords  Search documents: covid-19

+ Add search field [Add date range](#) [Advanced document search](#) [Search](#)

[Search History](#) [Saved Searches](#) New

Learn more about what Scopus can do for you

vclass.tums.ac.ir is sharing your screen. [Stop sharing](#) [Hide](#)

[Show less](#) [Don't show again](#)

The image shows a screenshot of the Scopus search interface. A dropdown menu is open on the left side, listing various search fields. The selected field is "Article title, Abstract, Keywords". The main search area contains a search bar with the text "Search documents \* covid-19". The interface includes navigation links for "Search", "Sources", "Lists", and "SciVal". There are also buttons for "Create account" and "Sign in". At the bottom, there is a footer with the text "Learn more about what Scopus can do for you" and a notification bar indicating that the screen is being shared.

Search within  
Article title, Abstract, Keywords

Search documents \*  
covid-19

Search

Search History **New** Saved Searches

Learn more about what Scopus can do for you

vclass.tums.ac.ir is sharing your screen. Stop sharing Hide

Show less ^ Don't show again



Create account

Sign in

## Start exploring

Discover the most reliable, relevant, up-to-date research. All in one place.

Documents Authors Affiliations

Search tips

Search using: Author name

Enter last name \*

Enter first name

+ Add affiliation

Search

Search History

Saved Searches New



Create account

Sign in

## Start exploring

Discover the most reliable, relevant, up-to-date research. All in one place.

Documents Authors Affiliations

Search tips

Search using: Author name

Enter last name \*

Enter first name

+ Add affiliation

Search

Search History

Saved Searches New

<input type="checkbox"/>	19	Utilization of transfer learning model in detecting COVID-19 cases from chest x-ray images <i>Open Access</i>	Jawahar, M., Anbarasi, L.J., Jayachandran, P., Ramachandran, M., Al-Turjman, F.	2022	International Journal of E-Health and Medical Communications 13(2)	0							
View abstract ▾ View at Publisher Related documents													
<input type="checkbox"/>	20	Possibilities and challenges of online education in India during the COVID-19 pandemic <i>Open Access</i>	Sengupta, S.	2022	International Journal of Web-Based Learning and Teaching Technologies 17(4),285567	0							
View abstract ▾ View at Publisher Related documents													
Display:	20	▼	results per page	1	2	3	4	5	...	100	>	>>	^ Top of page

### About Scopus

- What is Scopus
- Content coverage
- Scopus blog
- Scopus API
- Privacy matters

### Language

- 日本語に切り替える
- 切换到简体中文
- 切换到繁体中文
- Русский язык

### Customer Service

- Help
- Contact us



# 223,527 document results

TITLE-ABS-KEY (covid-19)

Edit Save Set alert

Search within results...

## Refine results

Limit to Exclude

## Open Access

- All Open Access (173,796) >
- Gold (66,342) >
- Hybrid Gold (15,773) >
- Bronze (74,896) >

Documents Secondary documents Patents View Mendeley Data (600319)

## Analyze search results

Show all abstracts Sort on: Date (newest)

All Export Download View citation overview View cited by Add to List

	Document title	Authors	Year	Source	Cited by
<input type="checkbox"/> 1	Gender-based incidence, recovery period, and mortality rate of covid-19 among the population of district attock, Pakistan   [Incidência baseada em gênero, período de recuperação e taxa de mortalidade de covid-19 entre a população do distrito de attock, paquistão] <i>Open Access</i>	Ejaz, R., Ashraf, M.T., Qadeer, S., (...), Butt, S., Bibi, S.	2023	Brazilian Journal of Biology 83,e249125	0

vclass.tums.ac.ir is sharing your screen. Stop sharing Hide

8igBlueButton - Para TUMS x Scopus - Document search results x

scopus.com/results/results.un?sid=70e42b18900561129479096d9a3adc07&src=s&sort=b&sd=b&origin=search/basic&rr=&el=23&s=TITLE-ABS-KCY(covid-19)&searchterm1=covid-19&searchTerms=&conn...

Search within results...

Documents Secondary documents Patents

Analyze search results Show all abstracts Sort on: Date (newest)

All Export Download View citation overview View cited by Add to List

	Document title	Authors	Year	Source	Cited by
<input type="checkbox"/>	1 Gender-based incidence, recovery period, and mortality rate of covid-19 among the population of district attock, Pakistan   [Incidência baseada em gênero, período de recuperação e taxa de mortalidade de covid-19 entre a população do distrito de attock, paquistão] <i>Open Access</i>	Ejaz, R., Ashraf, M.T., Qadeer, S., (...), Butt, S., Bibi, S.	2023	Brazilian Journal of Biology 83,e249125	0
	View abstract View at Publisher Related documents				
<input type="checkbox"/>	2 Early IgG / IgA response in hospitalized COVID-19 patients is associated with a less severe disease <i>Open Access</i>	Fedele, G., Russo, G., Schiavoni, I., (...), Mastroianni, C.M., Stefanelli, P.	2023	Diagnostic Microbiology and Infectious Disease 105(1),115539	0
	View abstract View at Publisher Related documents				
<input type="checkbox"/>	3 A threefold approach including quantum chemical, molecular docking and molecular dynamic studies to explore the natural compounds from centaurea jacea as the potential inhibitors for covid-19   [Uma abordagem triplíce incluindo química quântica, docking molecular e estudos dinâmicos moleculares para explorar os compostos naturais de centaurea jacea como i...	Muhammad, S., Maqbool, M.F., Al-Sehemi, A.G., (...), Ullah, S., Khan, M.T.	2023	Brazilian Journal of Biology 83,e247604	0
	<i>Open Access</i> vdes.tums.ac.ir is sharing your screen. Stop sharing Hide				

Refine results

Limit to Exclude

Open Access

- All Open Access (173,796) >
- Gold (66,342) >
- Hybrid Gold (15,773) >
- Bronze (74,896) >
- Green (119,025) >

Learn more

Year

- 2023 (4) >
- 2022 (1,087) >
- 2021 (136,622) >
- 2020 (85,750) >
- 2019 (56) >

View more

Author name

Search within results...

### Refine results

Limit to Exclude

### Open Access

- All Open Access (173,796) >
- Gold (66,342) >
- Hybrid Gold (15,773) >
- Bronze (74,896) >
- Green (119,025) >

Learn more

### Year

- 2023 (4) >
- 2022 (1,087) >
- 2021 (136,622) >
- 2020 (85,750) >
- 2019 (56) >

View more

### Analyze search results

Show all abstracts Sort on: Date (newest)

All Export Download View citation overview View cited by Add to list

Document title	Authors	Year	Source	Cited by
<input type="checkbox"/> 1 Gender-based incidence, recovery period, and mortality rate of covid-19 among the population of district attock, Pakistan   [Incidência baseada em gênero, período de recuperação e taxa de mortalidade de covid-19 entre a população do distrito de attock, paquistão] <i>Open Access</i>	Ejaz, R., Ashraf, M.T., Qadeer, S., (...), Butt, S., Bibi, S.	2023	Brazilian Journal of Biology 83,e249125	0

Hide abstract View at Publisher Related documents

**COVID - 19** is reported as an extremely contagious disease with common symptoms of fever, dry cough, sore throat, and tiredness. The published literature on incidence and gender-wise prevalence of **COVID - 19** is scarce in Pakistan. Therefore, the present study was designed to compare the distribution, incubation period and mortality rate of **COVID - 19** among the male and female population of district Attock. The data were collected between 01 April 2020 and 07 December 2020 from the population of district Attock, Pakistan. A total of 22,962 individuals were screened and 843 were found positive for RT-qPCR for SARS-CoV-2. The confirmed positive cases were monitored successfully. Among the positive cases, the incidence of **COVID - 19** was 61.7% among males and 38.2% among females. The average recovery period of males was 18.89±7.75 days and females were 19±8.40 days from SARS-CoV-2. The overall mortality rate was 8.06%. The death rate of male patients was significantly higher (P<0.05) compared to female patients. Also, the mortality rate was higher (P<0.05) in male patients of 40-60 years of age compared to female patients of the same age group. Moreover, the mortality rate significantly increased (P<0.05) with the increase of age Irrespective of gender. In conclusion, the incidence and mortality rate of **COVID - 19** is higher in males compared to the female population. Moreover, irrespective of gender the mortality rate was significantly lower among patients aged <40 years.



Limit to Exclude

Open Access

- All Open Access (173,796) >
- Gold (66,342) >
- Hybrid Gold (15,773) >
- Bronze (74,896) >
- Green (119,025) >

Learn more

Year

- 2023 (4) >
- 2022 (1,087) >
- 2021 (136,622) >
- 2020 (85,750) >
- 2019 (56) >

View more

Author name

- Mahase, E. (241) >
- Iacobucci, G. (171) >

All Expert Download View citation overview View cited by Add to List \*\*\*

	Document title	Authors	Year	Source	Cited by
<input type="checkbox"/> 1	Gender-based incidence, recovery period, and mortality rate of covid-19 among the population of district attock, Pakistan   [Incidência baseada em gênero, período de recuperação e taxa de mortalidade de covid-19 entre a população do distrito de attock, paquistão]	Ejaz, R., Ashraf, M.T., Qadeer, S., (...), Butt, S., Bibi, S.	2023	Brazilian Journal of Biology 83,e249125	0

[Open Access](#)

Hide abstract ^ View at Publisher Related documents

**COVID - 19** is reported as an extremely contagious disease with common symptoms of fever, dry cough, sore throat, and tiredness. The published literature on incidence and gender-wise prevalence of **COVID - 19** is scarce in Pakistan. Therefore, the present study was designed to compare the distribution, incubation period and mortality rate of **COVID - 19** among the male and female population of district Attock. The data were collected between 01 April 2020 and 07 December 2020 from the population of district Attock, Pakistan. A total of 22,962 individuals were screened and 843 were found positive for RT-qPCR for SARS-CoV-2. The confirmed positive cases were monitored carefully. Among the positive cases, the incidence of **COVID - 19** was 61.7% among males and 38.2% among females. The average recovery period of males was 18.89±7.75 days and females were 19±8.40 days from SARS-CoV-2. The overall mortality rate was 8.06%. The death rate of male patients was significantly higher (P<0.05) compared to female patients. Also, the mortality rate was higher (P<0.05) in male patients of 40-60 years of age compared to female patients of the same age group. Moreover, the mortality rate significantly increased (P<0.05) with the increase of age irrespective of gender. In conclusion, the incidence and mortality rate of **COVID - 19** is higher in males compared to the female population. Moreover, irrespective of gender the mortality rate was significantly lower among patients aged <40 years.

<input type="checkbox"/> 2	Early IgG / IgA response in hospitalized COVID-19 patients is associated with a less severe disease	Fedele, G., Russo, G., Schiavoni, I., (...), Mastroianni, C.M., Stefanelli, P.	2023	Diagnostic Microbiology and Infectious Disease 105(1),115539	0
----------------------------	---	--	------	--	---

[Open Access](#)

vlass.tums.ac.ir is sharing your screen. [Stop sharing](#) [Hide](#)

Edit Save Set alert

Search within results...

Refine results

Limit to Exclude

Open Access

- All Open Access (173,796) >
- Gold (66,342) >
- Hybrid Gold (15,773) >
- Bronze (74,896) >
- Green (119,025) >

Learn more

Year

- 2023 (4) >
- 2022 (1,087) >
- 2021 (136,622) >
- 2020 (85,750) >
- 2019 (56) >

Documents Secondary documents Patents View Mendeley Data (600319)

Analyze search results

Show all abstracts Sort on: Date (newest)

All Export Download View citation overview View cited by Add to List

	Document title	Authors	Year	Source	Cited by
<input type="checkbox"/> 1	Gender-based incidence, recovery period, and mortality rate of covid-19 among the population of district attock, Pakistan   [Incidência baseada em gênero, período de recuperação e taxa de mortalidade de covid-19 entre a população do distrito de attock, paquistão] Open Access	Ejaz, R., Ashraf, M.T., Qadeer, S., (...), Butt, S., Bibi, S.	2023	Brazilian Journal of Biology 83,e249125	0

Hide abstract View at Publisher Related documents

COVID - 19 is reported as an extremely contagious disease with common symptoms of fever, dry cough, sore throat, and tiredness. The published literature on incidence and gender-wise prevalence of COVID - 19 is scarce in Pakistan. Therefore, the present study was designed to compare the distribution, incubation period and mortality rate of COVID - 19 among the male and female population of district Attock. The data were collected between 01 April 2020 and 07 December 2020 from the population of district Attock, Pakistan. A total of 22,962 individuals were screened and 843 were found positive for RT-qPCR for SARS-CoV-2. The confirmed positive cases were monitored carefully. Among the positive cases, the incidence of COVID - 19 was 61.7% among males and 38.2% among females. The average recovery period of males was 18.89±7.75 days and females were 19±8.40 days from SARS-CoV-2. The overall mortality rate was 8.06%. The death rate of male patients was significantly higher (P<0.05) compared to female patients. Also, the mortality rate was higher (P<0.05) among patients of the same age group. Moreover, the mortality rate was higher among patients of the same age group. Moreover, irrespective of gender the mortality rate was significantly lower.

Original Article • *Braz. J. Biol.* 83 • 2023 • <https://doi.org/10.1590/1519-6984.249125> COPY

# Gender-based incidence, recovery period, and mortality rate of COVID-19 among the population of district Attock, Pakistan

Incidência baseada em gênero, período de recuperação e taxa de mortalidade de COVID-19 entre a população do distrito de Attock, Paquistão

R. Ejaz M. T. Ashraf S. Qadeer M. Irfan A. Azam S. Butt S. Bibi ABOUT THE AUTHORS

- Abstract
- Resumo
- Text
  - 1. Introduction
  - 2. Materials and Methods
  - 3. Results
  - 4. Discussion
  - 5. Conclusion
  - 6. Acknowledgments
  - 7. References

## Abstract

COVID-19 is reported as an extremely contagious disease with common symptoms of fever, dry cough, sore throat, and tiredness. The published literature on incidence and gender-wise prevalence of COVID-19 is scarce in Pakistan. Therefore, the present study was designed to compare the distribution, incubation period and mortality rate of COVID-19 among the male and female population of district Attock. The data were collected between 01 April 2020 and 07 December 2020 from the population of district Attock, Pakistan. A total of 22,962 individuals were screened and 843 were found positive for RT-qPCR for SARS-CoV-2. The confirmed positive cases were monitored carefully. Among the positive cases, the incidence of COVID-19 was 61.7% among males and 38.2% among females. The average recovery period of males was  $18.89 \pm 7.75$  days and females were  $19 \pm 8.40$  days from SARS-CoV-2. The overall mortality rate was 8.06%. The death rate of male patients was significantly higher ( $P < 0.05$ ) compared to female patients. Also, the mortality rate was higher ( $P < 0.05$ ) in male patients of 40-60 years of age compared to female patients of the same age group. Moreover, the mortality rate

REPORTAR ERRO

Original Article • Braz. J. Biol. 83 • 2023 • <https://doi.org/10.1590/1519-6984.249125> COPY

# Gender-based incidence, recovery period, and mortality rate of COVID-19 among the population of district Attock, Pakistan

Incidência baseada em gênero, período de recuperação e taxa de mortalidade de COVID-19 entre a população do distrito de Attock, Paquistão

R. Ejaz M. T. Ashraf S. Qadeer M. Irfan A. Azam S. Butt S. Bibi ABOUT THE AUTHORS

- » Abstract
- » Resumo
- » Text
- 1. Introduction
- 2. Materials and Methods
- 3. Results
- 4. Discussion
- 5. Conclusion
- 6. Acknowledgements
- 7. References
- 8. Discussion Dates

## Abstract

COVID-19 is reported as an extremely contagious disease with common symptoms of fever, dry cough, sore throat, and tiredness. The published literature on incidence and gender-wise prevalence of COVID-19 is scarce in Pakistan. Therefore, the present study was designed to compare the distribution, incubation period and mortality rate of COVID-19 among the male and female population of district Attock. The data were collected between 01 April 2020 and 07 December 2020 from the population of district Attock, Pakistan. A total of 22,962 individuals were screened and 843 were found positive for RT-qPCR for SARS-CoV-2. The confirmed positive cases were monitored carefully. Among the positive cases, the incidence of COVID-19 was 61.7% among males and 38.2% among females. The average recovery period of males was  $18.89 \pm 7.75$  days and females were  $19 \pm 8.40$  days from SARS-CoV-2. The overall mortality rate was 8.06%. The death rate of male patients was significantly higher ( $P < 0.05$ ) compared to female patients. Also, the mortality rate was higher ( $P < 0.05$ ) in male patients of 40-60 years of age compared to female patients of the same age group. Moreover, the mortality rate

REPORTAR ERRO

Search within results...

Documents Secondary documents Patents view inventory Data (000517)

Refine results

Limit to Exclude

Open Access

- All Open Access (173,796) >
- Gold (66,342) >
- Hybrid Gold (15,773) >
- Bronze (74,896) >
- Green (119,025) >

Learn more

Year

- 2023 (4) >
- 2022 (1,087) >
- 2021 (136,622) >
- 2020 (85,750) >
- 2019 (56) >

View more

Author name

Analyze search results

Show all abstracts Sort on: Cited by (highest)

<input type="checkbox"/> All	Export	Download	View citation overview	View cited by	Add to List	***	Print	Email	Save
Document title	Authors	Year	Source	Cited by					
<input type="checkbox"/> 1 Clinical features of patients infected with 2019 novel coronavirus in Wuhan, China <i>Open Access</i>	Huang, C., Wang, Y., Li, X., (...), Wang, J., Cao, B.	2020	The Lancet 395(10223), pp. 497-506	19623	View abstract View at Publisher Related documents				
<input type="checkbox"/> 2 Clinical characteristics of coronavirus disease 2019 in China <i>Open Access</i>	Guan, W., Ni, Z., Hu, Y., (...), Zhu, S., Zhong, N.	2020	New England Journal of Medicine 382(18), pp. 1708-1720	12785	View abstract View at Publisher Related documents				
<input type="checkbox"/> 3 Clinical course and risk factors for mortality of adult inpatients with COVID-19 in Wuhan, China: a retrospective cohort study <i>Open Access</i>	Zhou, F., Yu, T., Du, R., (...), Chen, H., Cao, B.	2020	The Lancet 395(10229), pp. 1054-1062	11328	View abstract View at Publisher Related documents				
<input type="checkbox"/> 4 A novel coronavirus from patients with pneumonia in China, 2019 <i>Open Access</i>	Zhu, N., Zhang, D., Wang, V., (...), Gao, G.F., Tan, W.	2020	New England Journal of Medicine 382(8), pp. 727-733	10795	vless.tums.ac.ir is sharing your screen. Stop sharing Hide				

< Back to results | 1 of 223,527 | Next >

Export Download Print E-mail Save to PDF Add to List More... >

The Lancet • Open Access • Volume 395, Issue 10223, Pages 497 - 506 • 15 - 21 February 2020

Document type  
Article • Bronze Open Access • Green Open Access  
Source type  
Journal  
ISSN  
01406736  
DOI  
10.1016/S0140-6736(20)30183-5  
View more

# Clinical features of patients infected with 2019 novel coronavirus in Wuhan, China

**Update notice**  
Department of Error: Clinical features of patients infected with 2019 novel coronavirus in Wuhan, China (The Lancet (2020) 395(10223) (497-506), (S0140673620301835), (10.1016/S0140-6736(20)30183-5))  
The Lancet, Volume 395, Issue 10223, Pages 496, 15 - 21 February 2020

Huang C.<sup>a</sup>, Wang Y.<sup>b,c,d</sup>, Li X.<sup>e</sup>, Ren L.<sup>b</sup>, Zhao J.<sup>f</sup>, Hu Y.<sup>g</sup>, Zhang L.<sup>a</sup>, Fan G.<sup>h,c,e</sup>, Xu J.<sup>i</sup>, Gu X.<sup>h,c,e</sup>, Cheng Z.<sup>m</sup>, Yu T.<sup>a</sup>  
Show additional authors Save all to author list

<sup>a</sup> Jin Yin-tan Hospital, Wuhan, China  
<sup>b</sup> Department of Pulmonary and Critical Care Medicine, Center of Respiratory Medicine, National Clinical Research Center for Respiratory  
<sup>c</sup> Institute of Clinical Medical Sciences, China-Japan Friendship Hospital, Beijing, China

### Cited by 19623 documents

- A Survey on Applications of Artificial Intelligence in Fighting against COVID-19  
Chen, J., Li, K., Zhang, Z.  
(2022) *ACM Computing Surveys*
  - Binary classification of COVID-19 CT Images using CNN: COVID diagnosis using CT  
Shambhu, S., Koundal, D., Das, P.  
(2022) *International Journal of E-Health and Medical Communications*
  - Effects of Iranian Polyherbal Syrup (Zufa syrup) on oxygen saturation and clinical symptoms in suspected patients with COVID-19: a triple-blinded, randomized, placebo-controlled trial  
Borujerdi, R., Adeli, S., Mohammadbeigi, A.  
(2022) *Medical Gas Research*
- View all 19623 citing documents
- Inform me when this document is cited in Scopus:  
Set citation alert >

## Clinical features of patients infected with 2019 novel coronavirus in Wuhan, China

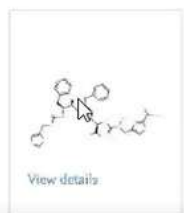
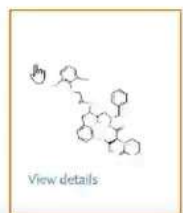
[View PDF](#) [Full text options](#)

- Abstract
- Reaxys Chemistry database Information
- Indexed keywords**
- SciVal Topics
- Chemicals and CAS Registry Numbers
- Metrics
- Funding details

patients had lymphopenia. All 41 patients had pneumonia with abnormal findings on chest CT. Complications included acute respiratory distress syndrome (12 [29%]), RNAemia (six [15%]), acute cardiac injury (five [12%]) and secondary infection (four [10%]). 13 (32%) patients were admitted to an ICU and six (15%) died. Compared with non-ICU patients, ICU patients had higher plasma levels of IL2, IL7, IL10, GSCF, IP10, MCP1, MIP1A, and TNF $\alpha$ . Interpretation: The 2019-nCoV infection caused clusters of severe respiratory illness similar to severe acute respiratory syndrome coronavirus and was associated with ICU admission and high mortality. Major gaps in our knowledge of the origin, epidemiology, duration of human transmission, and clinical spectrum of disease need fulfilment by future studies. Funding: Ministry of Science and Technology, Chinese Academy of Medical Sciences, National Natural Science Foundation of China, and Beijing Municipal Science and Technology Commission. © 2020 Elsevier Ltd

### Reaxys Chemistry database information

Substances [View all substances \(3\)](#)



Powered by [Reaxys](#)

### Indexed keywords

vclass.tums.ac.ir is sharing your screen. [Stop sharing](#) [Hide](#)

## Clinical features of patients infected with 2019 novel coronavirus in Wuhan, China

[View PDF](#) [Full text options](#) ▼

Abstract

Reaxys Chemistry database  
Information

Indexed keywords

SciVal Topics

Chemicals and CAS Registry  
Numbers

Metrics

Funding details

Funding details ▼

References (37)

[View in search results format](#) ▶

All [Export](#) [Print](#) [E-mail](#) [Save to PDF](#) [Create bibliography](#)

- 1 Richman, D.D., Whitley, R.J., Hayden, F.G.  
**Clinical virology fourth edition**  
  
(2016) *Clinical Virology*, pp. 1-1489. Cited 99 times.  
<http://onlinelibrary.wiley.com/book/10.1002/9781683670674>  
ISBN: 978-168367067-4; 978-155581942-2  
doi: 10.1002/9781683670674  
[View at Publisher](#)
- 2 Ksiazek, T.G., Erdman, D., Goldsmith, C.S., Zaki, S.R., Peret, T., Emery, S., Tong, S., (...), Anderson, L.J.  
**A novel coronavirus associated with severe acute respiratory syndrome**  
(Open Access)  
  
(2003) *New England Journal of Medicine*, 348 (20), pp. 1953-1966. Cited 3020 times.  
doi: 10.1056/NEJMoa030781  
[View at Publisher](#)
- 3 Kuiken, T., Fouchier, R.A.M., [vclass.tums.ac.ir is sharing your screen.](#) [Stop sharing](#) [Hide](#), Van Riel,